

Cleaning

All surfaces should be cleaned using a clean damp cloth.

No abrasive cleaning agents or materials should be used.

Telephone
0844 484 7678

Easy Plumb Fixing Kit



Please retain this manual after installation for future reference and maintenance.


Product must be installed in compliance with relevant Water Bylaws

Parts

Part	Qty	Description
1	2	Threaded compression adaptor
2	2	Wall trim plate
3	2	Olive
4	2	Wall fixing plate
5	4	Wall plug
6	4	Wall screw




Installation




1 Drill **15mm** holes with the hole centres **150mm** apart and feed copper pipe work through.

Important - Ensure sufficient pipe is left exposed after brackets are fitted for insertion into the compression adaptor



2 Slide the **Brackets** over the pipes and mark drill holes.
Remove, drill holes insert plugs and secure.

Installation



3 Slide the **copper olives** over the pipes until they touch the brackets.



4 Screw the compression adaptor onto the brackets using adjustable spanner and **fully** tighten.

Installation



5 Screw the **Round Plates** onto the nuts finger tight.

You can then connect your shower mixer to the Easy Plumb fixing kit.

After installation check for leaks

Guarantee

Your product comes with a 1 year guarantee when installed, used and cleaned in accordance with this manual.

Not covered by the guarantee is:

- Breakdown due to -
 - a) Use other than domestic
 - b) Wilful act of neglect
 - c) Any malfunction resulting from incorrect use
 - d) Incorrect setting of controls
 - e) Any malfunction resulting from poor water quality
- Repair costs for damage caused by foreign objects or substances
- Total loss of the product due to non-availability of parts
- Compensation for loss of use of the product or consequential loss of any kind.
- Call out charges where no fault has been found with the product.

Your product comes with a 1 year guarantee when installed, used and cleaned in accordance with this manual.

Not covered by the guarantee is:

- The cost of repair or replacement of pressure relief devices, spray heads, hoses, riser rails and/or wall bracket or any other accessories installed at the same time.
- The cost of routine maintenance, adjustments, overhaul, modifications, loss or damage, arising therefrom, including the cost of repairing damage, breakdown, malfunction caused by corrosion, furring, pipe scaling, lime scale, system debris or frost.