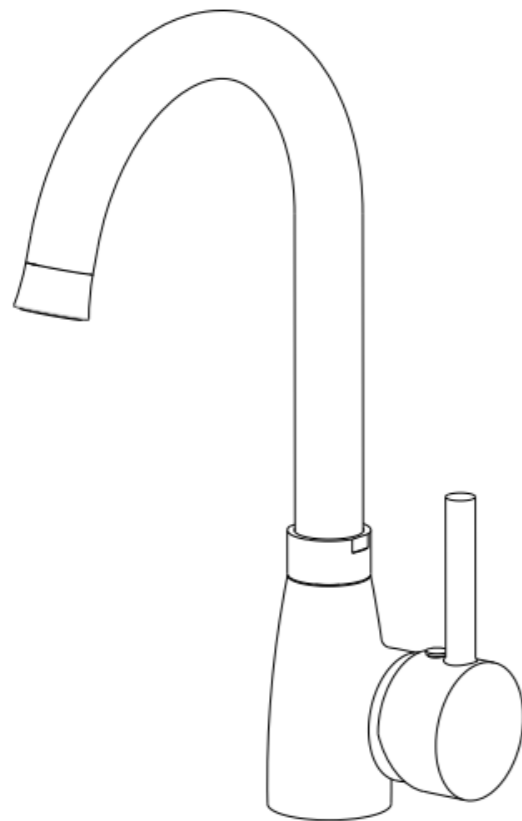


# Kitchen Faucet Installation

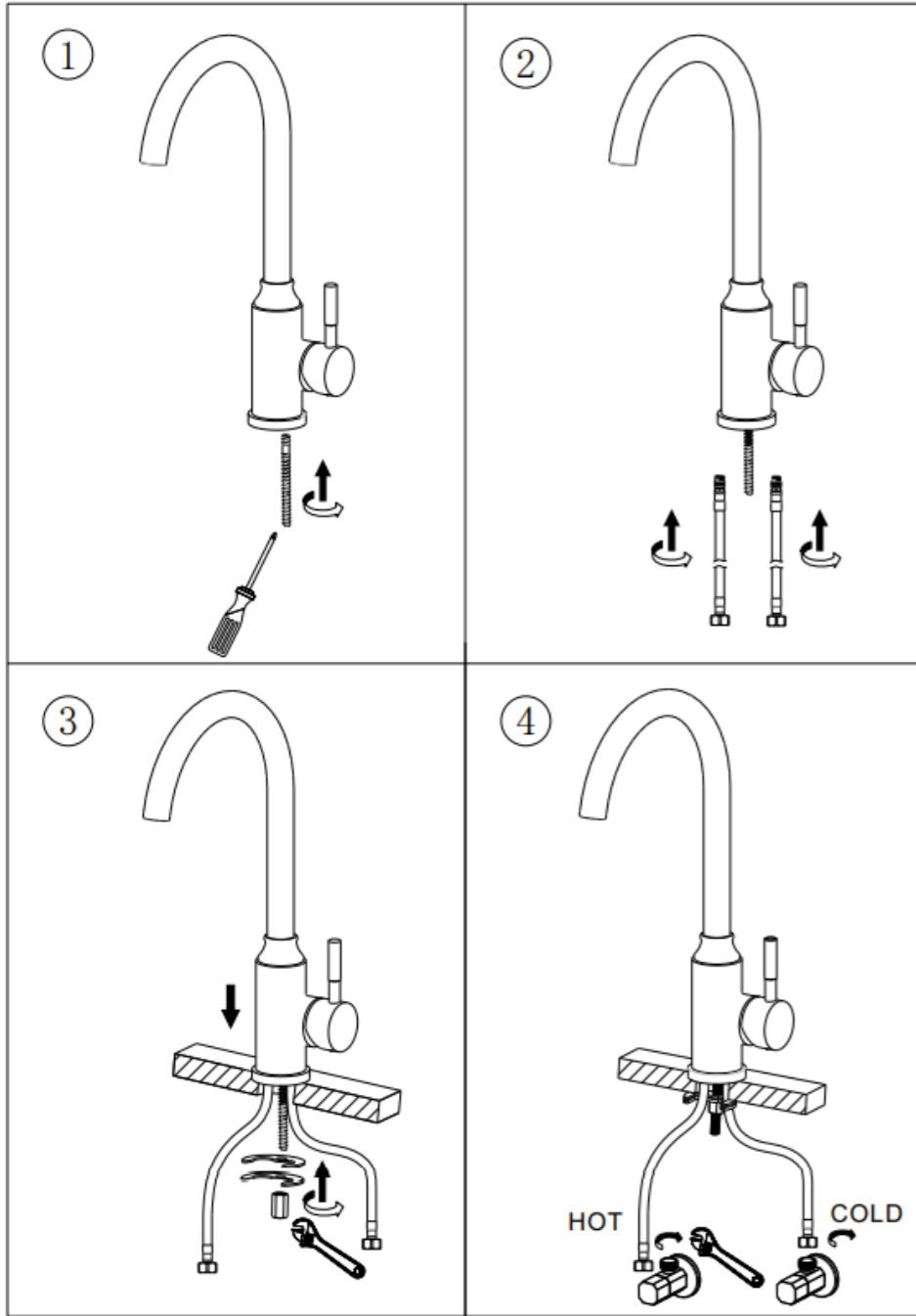


<p><b>Product Specification</b></p> <table border="0"> <tr> <td>Minimum Pressure</td> <td>Maximum Pressure</td> </tr> <tr> <td>0.5bar</td> <td>6.0bar</td> </tr> </table>	Minimum Pressure	Maximum Pressure	0.5bar	6.0bar	<p><b>NOTE:</b> ISOLATION VALVE NOT SUPPLIED</p>						
Minimum Pressure	Maximum Pressure										
0.5bar	6.0bar										
<p><b>Cleaning</b> All surfaces should be cleaned using a clean damp cloth. No abrasive cleaning agents or materials should be used.</p>											
<p><b>Flexible Connecting Pipes</b></p> <p>Care must be taken when connecting the flexible connection pipes to the household pipework to ensure they do not bend sharply and kink or twist.</p> <table border="0"> <tr> <td> Slight bend</td> <td> 90° Angle</td> <td> Kink</td> <td> Curved round</td> <td> Twists</td> </tr> <tr> <td>✓</td> <td>✓</td> <td>✗</td> <td>✗</td> <td>✗</td> </tr> </table> <p><b>⚠ Important:</b> Failure to follow these guidelines may result in poor performance and damage to the flexible connecting pipes.</p>		Slight bend	90° Angle	Kink	Curved round	Twists	✓	✓	✗	✗	✗
Slight bend	90° Angle	Kink	Curved round	Twists							
✓	✓	✗	✗	✗							

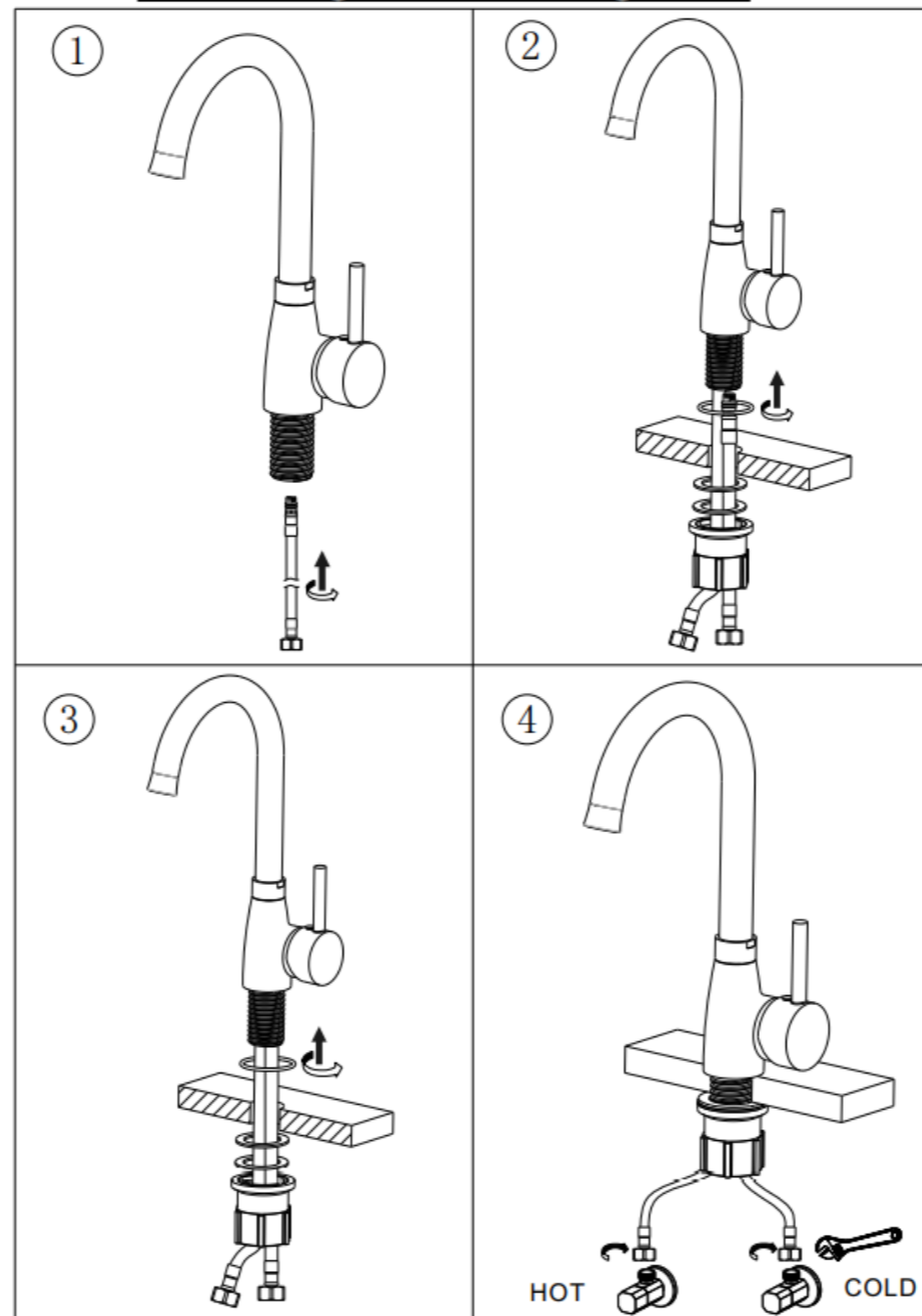
## Locknut With Screw Fixing Kit

<p>①</p>	<p>②</p>
<p>③</p>	<p>④</p>

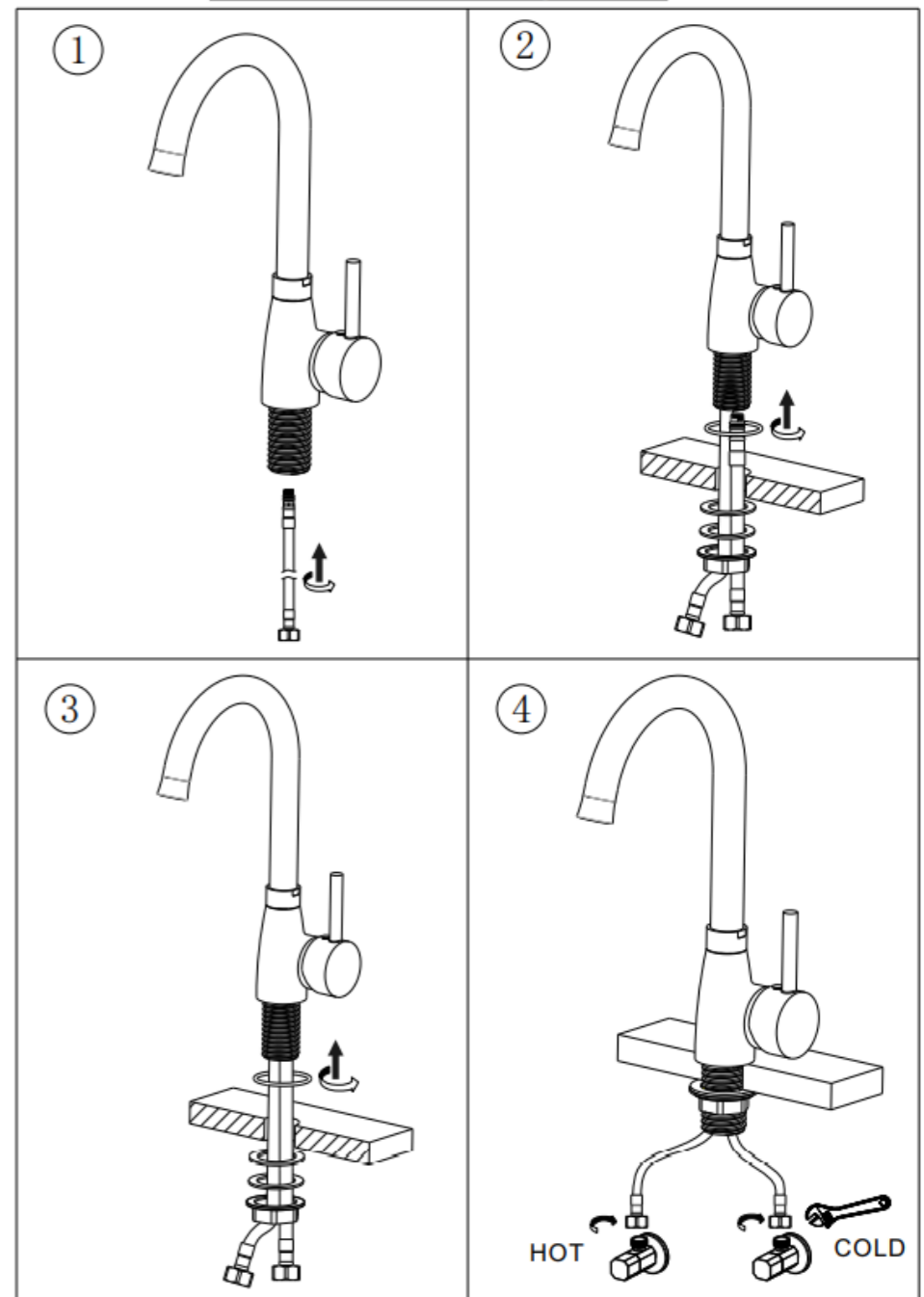
### Horse Shoe Type Fixing Kit



### Securing Collar Fixing Kit



### Locknut Fixing Kit



## Two Leg Fixing

